

Welcome to Year 3



3 Egypt
Mr Wooller



3 Kenya
Miss Burridge



3 Morocco
Mr Rourke

Miss Cast

Mrs King

The Year 3 Team



The Year Ahead

Outline for Year 3 2018 – 2019



Autumn Term		Spring term	Summer Term	
<u>Learning journeys:</u> -The Stone Age-		-Storms and Shipwrecks-	-Ancient Egypt-	-Africa-
<u>Trips, visits and key experiences:</u> * Trip to the Stone Age Camp (parent drop off) * Visit from historian Paul Ulson		* Trip to the RNLi station (parent drop off) * Visit from the Maritime Trust focussing on diving for shipwrecks in UK waters * Light house keeper's lunch	* Discovering the tomb of Tutankhamun – in school experience	*African culture day – in school visitor. * African drumming – learning to play the drums with visiting musician.
<u>Approximate cost:</u> £6.00 for both		£18.00 for both, including craft materials and ingredients £18.00 for the swimming lessons	No cost	£12.50 for both days

Points to discuss:

- LJ's;
- Key experiences;
- parent drop offs;
- dress up for PM ;

Home Learning in Year 3

- Reading at home;
- Mathletics;
 - X tables;
 - Maths minis; *
 - Spellings;
- Occasional LJ tasks.



Home Reading Chart

Please initial and date the boxes for each day when you hear your child read at home. This can include their guided reading book, a book from home or other reading materials instead of books like comics or posters.

Day 1					
Day 2					
Day 3					
Day 4					
Day 5					
Sticker					

-Reading at home



Home Reading Chart

Please initial and date the boxes for each day when you hear your child read at home. This can include their guided reading book, a book from home or other reading materials instead of books like comics or posters.

Day 1					
Day 2					
Day 3					
Day 4					
Day 5					
Sticker					



Reading Achievement
Congratulations

To _____

For reading 25 times at home.




Date _____

Signed _____


- Mathletics.

Sign in to the Mathletics Student Console

Parents!
Support your child's learning with a home subscription.



Check out the Mathletics Hall of Fame



Sign In to Mathletics


Username


Password

I agree to the [terms and conditions](#) to enter Mathletics

Let me in!

[FORGOTTEN YOUR PASSWORD?](#)

 Sign in with Google

 Sign in with Office 365

- X tables
- Maths minis
- Spellings

x tables

By the end of year 4, either know or be able to calculate quickly x table facts up to x12.
(NOT necessarily in order)

Maths minis

These cards help secure basic number skills and facts. Practice at home, test 3 times and tick the boxes when answers are correct. Then they will be quizzed at school and given the next card.

Spellings

Each week we will be focussing on a spelling pattern that will go with a group of words that follow this pattern. Please practice them at home in preparation for a quiz the following week.

Year 3 spellings for Autumn 1

Words beginning with 'sp-':	Words that include the sounds '-all' and 'al-':	The sounds 'all', 'fill' or 'full' usually have one l. These words have the sound 'full' in them:	Words with a soft c (making an 's' sound)
spell	fall	beautiful	race face
spark	tall	spoonful	mice spice
spoon	small	wonderful	space
speak	stall	sorrowful	nice
speech	also	skilful	city
spray	always	careful	centre
sprint	already	faithful	cereal
spring	almost	thoughtful	circus
spear	although	fulfil	certain
special	altogether	colourful	cycle

LOOK
SAY
COVER
WRITE
CHECK

spin
sprout
spark
special
spell
spoken



'The Happy Feeling'



Rainbow Write

First write each word in pencil. Then trace over each word three times. **Each time you trace, you must use a DIFFERENT colour crayon.** Trace neatly and you will see a rainbow!

Silly Sentences

Write silly sentences using a spelling word in each sentence. Please underline your spelling words! Write neatly!

Example: My dog wears a blue and purple dress when he takes a bath.

Hidden Words

Draw and color a picture. Hide your spelling words inside your picture.

Show your picture to someone and see if they can find your hidden words!

Backwards Words

Write your spelling words forwards and then backwards. Write neatly!

Example: where erehw